

seram
Sociedad Española de Radiología Médica

The Spanish Society of Radiology

seram.es



About us



The **Spanish Society of Radiology**, SERAM unites a vibrant community of diagnostic and interventional radiology specialists. It also enjoys extensive international collaborations with some of the most prestigious radiological societies, both European and further afield, most notably in Latin America.

SERAM's primary aim is to foster, lead and promote education and research in medical imaging and image-guided therapy, thereby advancing the field of radiology both nationally and internationally.

History

1916

In October 1915, Celedonio Calatayud was one of several prominent participants who delivered a paper at the Spanish Congress for the Progress of Science. This gathering sparked the founding of the Spanish Society of Radiology and Medical Electrology, which was officially established on 16 March 1916.

2016

In March 2016, SERAM marked its centenary with a series of cultural, social and scientific events. To commemorate this milestone, the book *100 años de Radiología Española* (100 Years of Spanish Radiology) was published, chronicling the history of SERAM and the development of radiology in Spain.

> 8,000
members

> 1,100,000 EUR
in support to
members over the
last 10 years

SERAM 100th Anniversary



Organisation

Radiology Sections

SERAM comprises 11 sections encompassing various radiological subspecialties and areas of interest.

Each section organises scientific and educational activities at both national and regional levels and contributes to the organisation of the scientific programme of SERAM's national conference.



FORA — Undergraduate and Postgraduate Training in Radiology

President
Dr. José del Cura Rodríguez



SEGECA
Spanish Society of Safety, Management and Quality

President
Dr. M^a Isabel Romero Manjón



SENR
Spanish Society of Neuroradiology

President
Dr. Nuria Bargalló I Alabart



SEDIA
Spanish Society of Abdominal Imaging

President
Dr. Ángeles García Criado



SEICAT
Spanish Society of Cardiothoracic Imaging

President
Dr. Eliseo Vañó Galván



SEDIM
Spanish Society of Breast Imaging

President
Dr. Sara Romero Martín



SERME
Spanish Society of Musculoskeletal Radiology

President
Dr. Ana Isabel García Díez



SERPE
Spanish Society of Paediatric Radiology

President
Dr. Élda Vázquez Méndez



SERAU — Spanish Society of Emergency Radiology

President
Dr. Gorka Arenaza Choperena



SERVEI — Spanish Society of Vascular and Interventional Radiology

President
Dr. Santiago Méndez Alonso



SEUS
Spanish Society of Ultrasound

President
Dr. José Ángel Jiménez

Organisation

Affiliated Regional Societies

SERAM is represented by 13 affiliated radiology societies across Spain.

Each plays a vital role in organising scientific and educational activities within their respective regions.

ARPA

Association of Radiologists of Asturias

President

Dr. Hugo Bernardo Fernández

SGR

Galician Society of Radiology

President

Dr. Miguel Souto Bayarri

CENORA

North Central Society of Radiology

President

Dr. Sara Sánchez Bernal

ARC

Association of Radiologists of the Central Region

President

Dr. María Fernández-Velilla

SCR

Canary Islands Society of Radiology

President

Dr. Julián Portero Navarro

ARE

Association of Radiologists of the Basque Country

President

Dr. Jose Luis del Cura Rodríguez

ARN

Association of Radiologists of Navarre

President

Dr. Pablo Bartolomé Leal

SAR

Aragonese Society of Radiology

President

Dr. Ignacio Dieste Grañena

ACRAM

Catalan Association of Radiology

President

Dr. Salvador Pedraza Gutiérrez

ARMEBA

Balearic Association of Radiology

President

Dr. Pau Camarasa Guijarro

SRCV

Radiology Society of the Valencian Community

President

Dr. Fernando Aparici Robles

SORMU

Radiology Society of the Region of Murcia

President

Dr. Elena Parlorio de Andrés





SERAM is governed by a Board of Directors whose members are elected by the society's membership

Board of Directors



Dr. José Carmelo Albillos Merino
Acting president



Dr. Mari Luz Parra Gordo
Secretary General




Dr. Luis Concepción Aramendía
Head of Professional Affairs



Dr. María Jesús Díaz Candamio
Head of Communications



Dr. María Navallas Irujo
Head of Scientific Affairs



Dr. Dolores Domínguez Pinos
Head of Finance



Dr. Eduardo Álvarez-Hornia Pérez
Head of Training



Dr. Mariana Rovira Cañellas
Head of Strategy



Dr. Cristina García Villar
Head of Publications



SERAM is governed by its statutes,
approved at the Annual General Meeting.

Publications

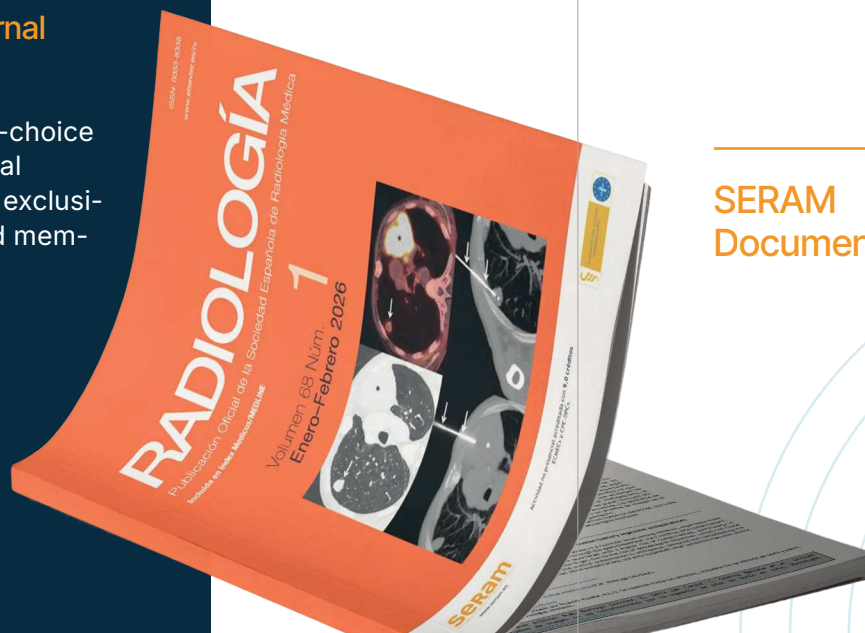
Radiología

The journal, *Radiología*, was founded in 1912 and is SERAM's official scientific publication. It is indexed in Clarivate's Journal Citation Reports, receiving its first impact factor in 2023. It is also indexed in Scopus, Medline, and EMBASE/Excerpta Médica. Its Editor-in-Chief is Dr Cristina García Villar.

Members can access a wide range of opportunities, such as the continuing education credits for reviewers, the Dr Calatayud editorial grant, the Dr Soler article reviewer grant, the mentoring programme to support radiology trainee publications, and grants for conducting multicentre studies or systematic reviews/meta-analyses.

Continuing Medical Education in Radiology, supported by the journal *Radiología*

A collection of articles and multiple-choice questions for continuing professional development, offered as a free and exclusive activity for SERAM members and members under the CIR agreement.



Virtual Library

SERAM's Virtual Library provides access to 16 subscriptions covering a wide range of international journals across various radiological subspecialties.

Virtual Editorial Space

The virtual editorial space showcases articles from leading radiology journals, accompanied by expert commentary that highlights the strengths and limitations of each study. It is published quarterly.

REDRAD Radiology Network

SERAM's journal for international members offers insights into the current state of key topics across different countries, projections on recent technological advancements, and emerging trends in the discipline, providing a comprehensive and panoramic perspective.

SERAM Documents

SERAM has published a series of position statements on timely topics such as COVID-19, quality standards, management practices and other issues pertinent to both radiology trainees and specialists. These documents are accessible on the SERAM website, offering members relevant and up-to-date information.

Publication Repository

SERAM members can upload their doctoral theses and articles published in impact factor journals to the publication repository, providing a platform to showcase their research.

Manual for Advanced Technicians in Diagnostic Imaging and Nuclear Medicine

The second edition of this manual is scheduled for publication during 2026, with all the topics from the first edition updated and additional new chapters included.

SERAM Catalogue of Examinations

The Catalogue of Examinations is a key tool for the management of radiology departments, establishing a single, consensus-based framework for the classification and recording of diagnostic imaging activity. It originated with the implementation of the Radiology Information Systems (RIS) and Picture Archiving and Communication Systems (PACS).

It has multiple applications, including the quantification of activity in terms of volume and complexity, thereby facilitating the calculation of equipment efficiency and enabling intra- and inter-centre comparisons. This central role of the catalogue in departmental management has led to its recognition by the Ministry of Health among the official dictionaries of medical terminology.



Scientific Training and Activity

The 38th National Conference (Valencia 2026)

The SERAM national conference has established itself as Spain's premier medical imaging event. Beyond serving as a national benchmark for radiology, this biennial conference has gained international recognition for showcasing the latest scientific advances and technological innovations in the field.

The 38th National Conference will be held in Valencia from 20 to 23 May 2026.



Scientific Training and Activity

Radiology Trainees

SERAM organises a variety of courses, with a special focus on radiology trainees and early-career specialists. Notably, this includes an in-person radiology course tailored specifically for first-year trainees.

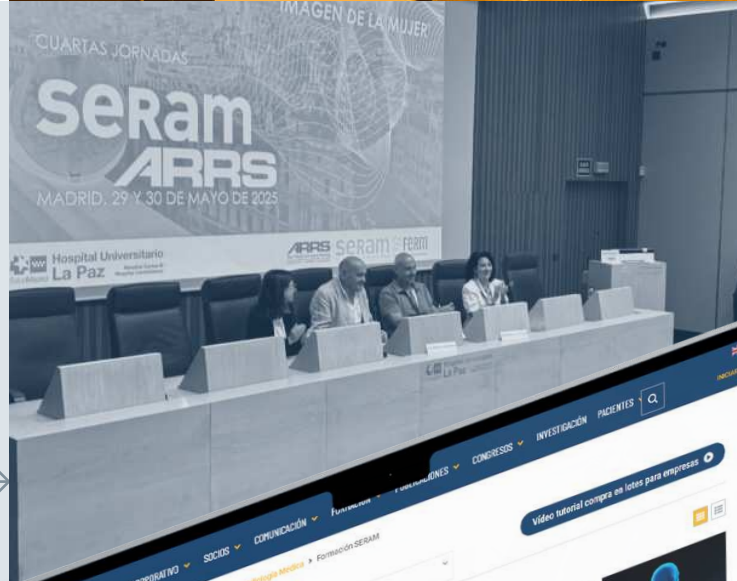


AIRP-SERAM Course

The annual course organised by SERAM, the Spanish Radiology Foundation and the American Institute for Radiologic Pathology (AIRP) is led by experts renowned for their extensive experience and teaching excellence. It provides an invaluable opportunity to deepen knowledge and stay up to date on key topics within the speciality.

SERAM-ARRS Days

Every two years, SERAM and the American Roentgen Ray Society (ARRS) co-organise a three-day conference focused on a specific topic of interest to radiologists. The inaugural event was held in Seville in 2017, followed by editions in Valladolid, A Coruña, Madrid and Barcelona.

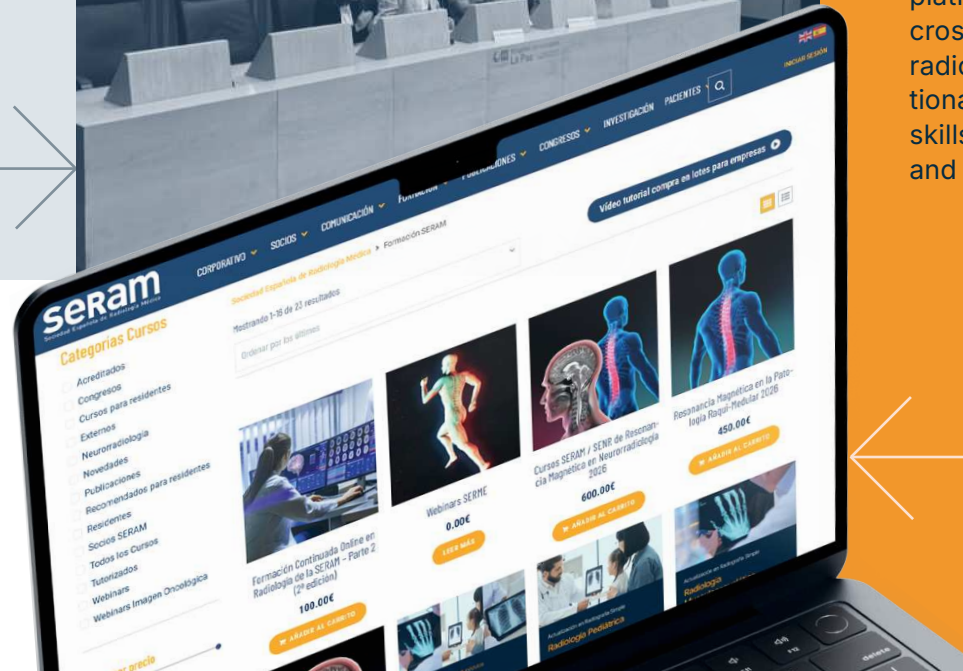


Online Training

SERAM also offers an online training platform featuring a broad selection of courses tailored to the needs of both radiology trainees and experienced specialists. The platform promotes the development of cross-sectional courses created by various radiology sections and provides a foundational curriculum covering non-interpretive skills such as management, communication and editorial work.

Case League

Teams of SERAM radiology trainees from hospitals across Spain and internationally compete in this innovative clinical case league.



Explore our online courses at formacion.seram.es

Committees

SERAM is dedicated to progress and innovation across multiple domains through its cross-sectional committees. These committees focus on key areas essential for the advancement of radiology and modern medicine:

Artificial Intelligence (AI)

The AI Committee focuses on developing and implementing AI technologies in radiology, with the goal of enhancing diagnostic accuracy and treatment outcomes.

> **Committee Coordinator**
Dr. Antonio López Rueda

Cancer

The Cancer Committee is dedicated to enhancing cancer diagnosis and treatment through medical imaging, fostering interdisciplinary collaboration.

> **Committee Coordinator**
Dr. Raquel Pérez-López

Radiology for Global Health

The Radiology for Global Health Committee aims to contribute to the improvement of global health by promoting equitable access to safe, high-quality diagnostic imaging services in vulnerable settings, through training, institutional support, research and ethical cooperation, with the active involvement of SERAM professionals.

> **Committee Coordinator**
Dr. José Martel Villagrán

Humanisation


The Humanisation Committee promotes compassionate and empathetic care for patients, families and healthcare professionals, emphasising the human element within radiology.

> **Committee Coordinator**
Dr. Almudena Pérez Lara

Sustainability

The Sustainability Committee's primary purpose is to promote a cross-cutting transformation of medical imaging services in Spain by incorporating Environmental, Social and Governance (ESG) principles into radiological practice.

> **Committee Coordinator**
Dr. Sara Lojo Lendoiro



Support for Members

SERAM provides a range of scholarships and support to its members, aiming to facilitate training opportunities and attendance at international radiology events.

SERAM Scientific Research Grant

Supports research projects conducted by diagnostic and interventional radiology specialists.

SERAM Scientific Training Grant

Supports specialised training at centres outside Spain.

SERAM Radiology for Global Health Grant

Provides annual funding for radiology projects in developing countries.

SERAM Education Grants

Structured and supervised training grants for radiology trainees and specialists at national centres.

SERAM Travel Grants

Provides travel and accommodation support to radiology specialists and trainees attending the RSNA Annual Meeting and the European Congress of Radiology.

SERAM Conference Attendance Grants

Provides complimentary registration to participants who present scientific papers at the conference.

SERAM Scientific Editorial Grants

Offers and funds the Dr Calatayud Editorial Grants and the Dr Soler Grants for reviewers of the *Radiología* journal.

Recognitions



Radiology Awards

SERAM honours radiologists who demonstrate excellence in their professional practice, as well as individuals and institutions that make significant contributions to the advancement of radiology in Spain. On International Radiology Day, SERAM presents the Radiology Awards, recognising outstanding contributions to the profession and research, the 'César Pedrosa' award for educational excellence, the 'Friend of Radiology' award, and the award for the best radiology service.

The Spanish Radiology Foundation acknowledges the top articles published in *Radiología*, SERAM's official journal, as well as the best articles authored by SERAM members in international journals.



Gold Medals

The Gold Medal is SERAM's highest honour, awarded by unanimous decision of its Board of Directors. The first award was presented in 1988 and has been presented at every SERAM National Conference since.



Honorary Members

Honorary members are distinguished individuals who are not SERAM members but have demonstrated special dedication to the society or possess outstanding scientific and radiological merit. Their qualifications must be approved by the Board of Directors and confirmed at the Annual General Meeting.

The award winners and all recognised members of our society are listed on our website www.seram.es

Special Collaborations With Other Societies

ACTEDI & SEGRA

SERAM has signed collaboration agreements with the Spanish Society of Radiology Graduates and Technicians (SEGRA) and the Catalan Association of Diagnostic Imaging Technicians (ACTEDI), reflecting its institutional commitment to support the healthcare professionals who work alongside radiologists in hospitals and medical centres.



CIR

SERAM is a member of the Inter-American College of Radiology (CIR). It actively participates in its committees and collaborates with all Latin American radiology societies through an educational visiting professor programme.



SEFM & SEPR

SERAM collaborates with the Spanish Society of Medical Physics (SEFM) and the Spanish Society for Radiological Protection (SEPR) in implementing the European Union radiation protection directives (Euratom).



ARRS

Every two years, SERAM and the ARRS (American Roentgen Ray Society) co-organise an event focused on a specific topic of broad interest to specialists in diagnostic and interventional radiology.



RSNA

SERAM has established an agreement with the Radiological Society of North America (RSNA) through which, among other collaborative initiatives, both societies organise a special course during SERAM's biennial conference.



ESR

SERAM, as a member society of the European Society of Radiology (ESR), maintains an official agreement that allows its members to register or renew their ESR membership free of charge via the SERAM website. This agreement offers benefits such as reduced registration fees for the European Congress of Radiology (ECR).



AIRP

On an annual basis, SERAM and the American Institute for Radiologic Pathology (AIRP) jointly organise a radiology and pathology correlation course covering various topics of general interest to trainees and specialists in radiodiagnosis.

International Relations

SERAM has signed scientific and educational collaboration agreements with the following radiological societies:

Colegio Interamericano de Radiología (CIR) | Federación Mexicana de Radiología e Imagen (FMRI) | Sociedad Radiológica de Puerto Rico (SOCRAD-ACR) | Sociedad Chilena de Radiología, A.G (SOCHRA-DI) | Sociedad Peruana de Radiología (SOPR) | Asociación Colombiana de Radiología (ACR) | Asociación Nicaragüense de Radiología e Imágenes (ANRI) | Sociedad Boliviana de Radiología (SBR) | Sociedad Cubana de Imagenología (SCI) | Sociedad Panameña de Radiología e Imágenes (SPRI) | Asociación Costarricense de Radiología e Imágenes Médicas (ACRIM) | Sociedad Argentina de Radiología (SAR) | Sociedad Portuguesa de Radiología y Medicina Nuclear (SPRMN) | Sociedad Venezolana de Radiología y Diagnóstico por Imágenes (SOVERADI) | Federación Ecuatoriana de Radiología e Imagen (FERI) | Federación Argentina de Asociaciones de Radiología Diagnóstico por Imágenes y Terapia Radiante (FAARDIT) | Asociación Civil de Diagnóstico por Imágenes y Terapia Radiante de Guatemala (ACRAD-GUA) | Asociación Hondureña de Radiología e Imagen (AHRI) | Asociación Salvadoreña de Radiología Ultrasonografía e Imágenes Diagnósticas (ASRUID) | Colegio Brasileño de Radiología y Diagnóstico por Imagen (CBR) | Sociedad de Radiología del Uruguay (SRIU) | British Institute of Radiology (BIR) | Société Française de Radiologie (SFR) | Korean Society of Radiology (KSR) | Japanese Society of Radiology (JSR) | Sociedad Mexicana de Radiología e Imagen (SMRI) | Sociedad Paulista de Radiología (SPR) | Sociedad Italiana de Radiología (SIRM) | American Roentgen Ray Society (ARRS) | Radiological Society of North America (RSNA) | European Society of Radiology (ESR)

How to Become a Diagnostic and Interventional Radiology Specialist in Spain

Clinical radiology is a broad and dynamic speciality encompassing numerous fascinating subspecialties. Entry into a radiology training programme in Spain is highly competitive, largely due to its cross-disciplinary nature and the strong career prospects it offers.



Current requirements to become a medical specialist in diagnostic and interventional radiology in Spain:

Completion of a 6-year Medical Degree

Passing the national entrance exam (MIR) for the radiology speciality programme at a chosen centre

Completion of a 4-year specialised training programme

SERAM is actively working to extend the duration of the speciality training programme to five years, aligning it with training standards across most European countries.

seram

Sociedad Española de Radiología Médica



rxseram



@SERAM_RX



SERAM



@SERAM_RX



seramrx



seram.es

